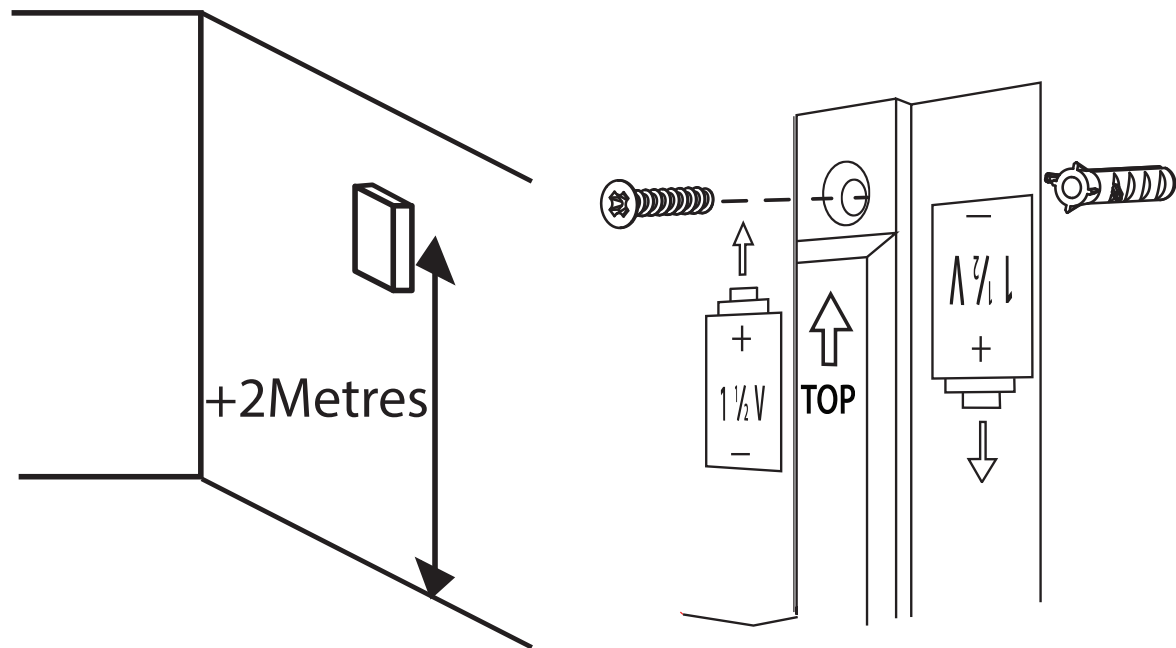
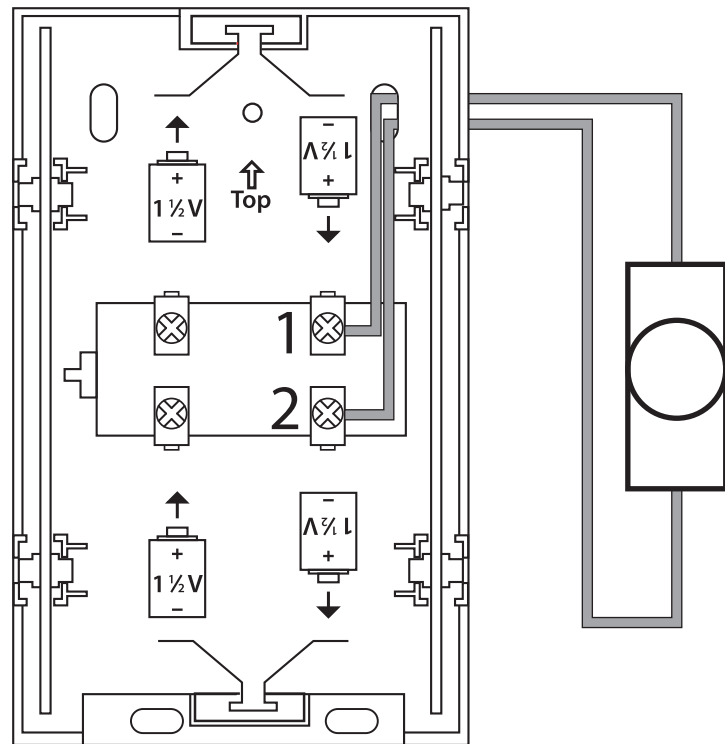
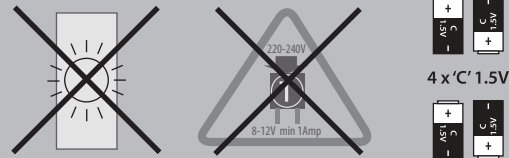


765  
Wired Doorchime Kit

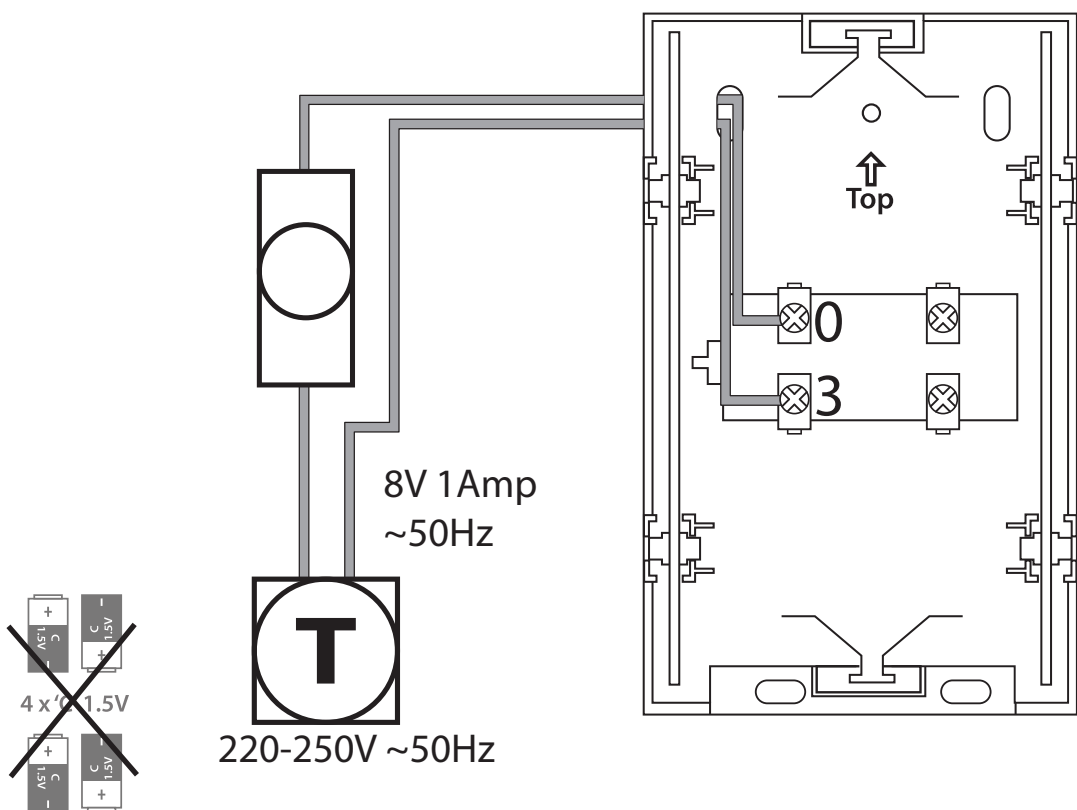
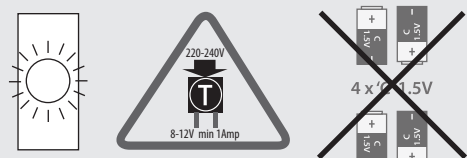
01



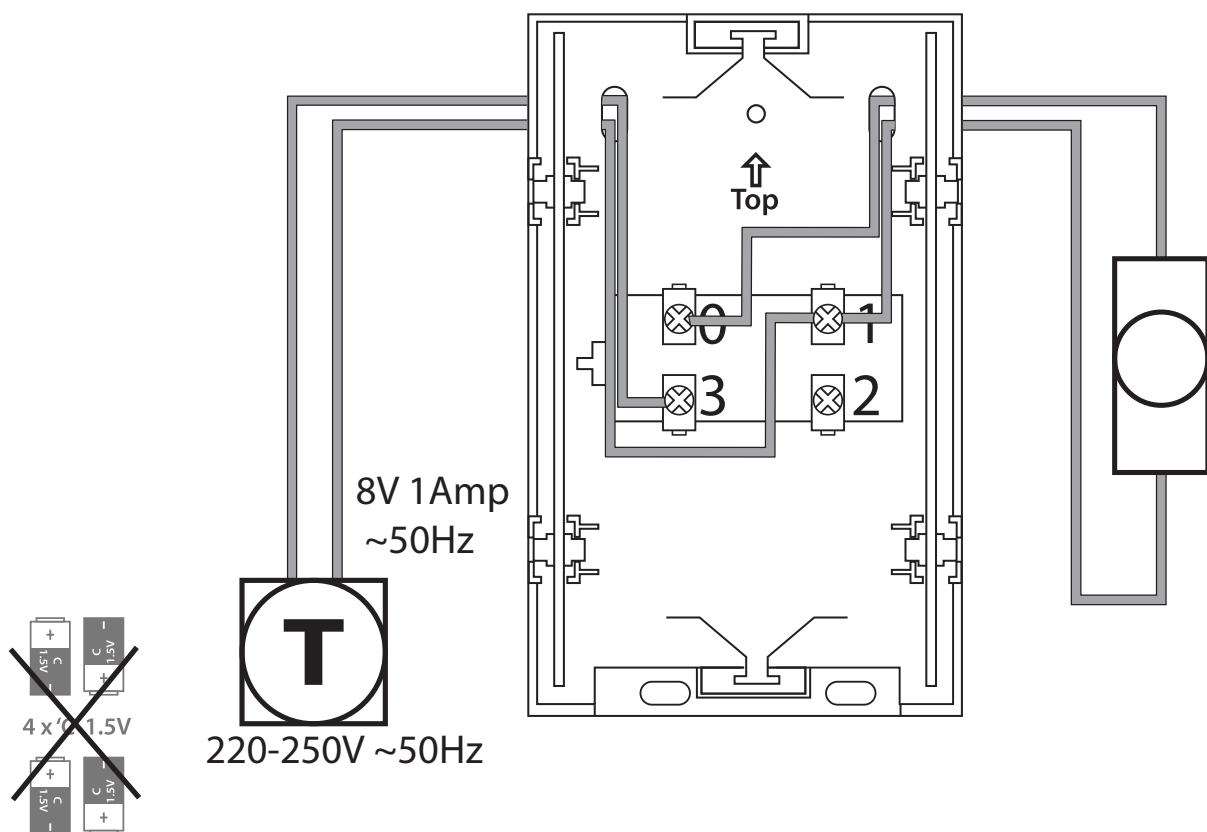
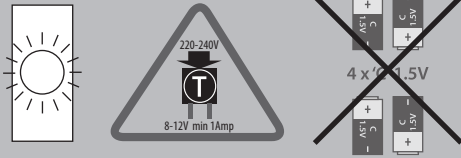
02a



02b



02c



Safety

- ☒ The ventilation should not be impeded by covering the ventilation openings with items, such as newspapers, tablecloths, curtains, etc...
- ☒ DO NOT allow this product to come into direct contact with heat or a naked flame.
- ☒ The normal operation of the product may be disturbed by strong electromagnetic interference.
- ☒ This equipment is intended for domestic use only.
- ☒ The appliance shall not be exposed to dripping or splashing.
- ☒ No objects filled with liquids, such as vases ,shall be placed on the appliance.
- ☒ Keep a minimum distance of 10 cm around the product for sufficient ventilation.
- ☒ Ensure the bell push is not mounted where it could become immersed by water/ rain.
- ☒ DO NOT allow children to play with this appliance.

Battery Warnings

- ☒ An adult must carry out battery replacement and installation.
- ☒ Remove exhausted batteries from this product.
- ☒ DO NOT dispose of batteries in a fire, batteries may explode or leak.
- ☒ DO NOT short-circuit the battery terminals.
- ☒ DO NOT mix used and new batteries.
- ☒ DO NOT mix alkaline standard (carbon-zinc), lithium or rechargeable batteries.
- ☒ DO NOT use rechargeable batteries in this product.
- ☒ DO NOT recharge non-rechargeable batteries.
- ☒ DO NOT allow any part to come in contact with heat or a direct flame.
- ☒ DO NOT allow water to come into contact with the batteries or wiring.
- ☒ Install carefully to prevent any damage to the batteries
- ☒ When installing batteries in the battery compartments, ensure the batteries are placed as marked (+)(-).
- ☒ Only the recommended batteries should be used.
- ☒ Remove batteries from product when not in use for long periods of time.
- ☒ Keep this product out of the reach of small children.
- ☒ Store unused batteries in their original packaging.
- ☒ Dispose of used batteries responsibly.

Technical Specifications

Wired Door Chime Kit: 765  
Power : 4 x 'C'/LR14 1.5V Batteries  
Bell Wire: 5 Metres Included  
Max Length: 20M using Battery or 8V Transformer.  
Indoor Use Only  
Brass finish Bell Push



smartwares <sup>®</sup> <i>safety &amp; lighting B.V.</i>	NL : 0900-2088888 Lokaal tarief
	BE : 070-233031 (NL) Lokaal tarief
	: 0800-97570 (FR) Gratuit
Jules Verneweg 87 5015 BH Tilburg The Netherlands	FR : 0825 560 650 15ct/min
	DE : +49 (0) 1805 010762 14Ct./Min. dt. Festnetz, Mobil max. 42Ct./Min
	UK : +44 (0) 345 230 1231
SERVICE.SMARTWARES.EU	ES : +34 938427589

Recycling

This symbol is known as the 'Crossed-out Wheelie Bin Symbol'. When this symbol is marked on a product or battery, it means that it should not be disposed of with your general household waste. Some chemicals contained within electrical/electronic products or batteries can be harmful to health and the environment. Only dispose of electrical/electronic/battery items in separate collection schemes, which cater for the recovery and recycling of materials contained within. Your co-operation is vital to ensure the success of these schemes and for the protection of the environment



smartwares<sup>®</sup>  
s a f e t y   &   l i g h t i n g

Jules Verneweg 87  
5015 BH Tilburg  
The Netherlands

WWW.SMARTWARES.EU