


smartwares® GWI-001-HW



Diese Leuchte enthält eingebaute LED-Lampen.



Die Lampen können in der Leuchte nicht ausgetauscht werden.


874/2012



smartwares® GWI-001-HW



Ce luminaire comporte des lampes à LED intégrées.



Les lampes de ce luminaire ne peuvent pas être changées.


874/2012



smartwares® GWI-001-HW



This luminaire contains built-in LED lamps.



The lamps cannot be changed in the luminaire.


874/2012



smartwares® GWI-001-HW



Deze armatuur bevat ingebouwde LED-Lampen.



In de armatuur kunnen de lampen niet worden vervangen.

874/2012



IP54



| CUSTOMER SERVICE | |
|----------------------|---------------------------------|
| NL | : 0900-208888 - Lokaal tarief |
| BE | : 070-233031 (NL) Lokaal tarief |
| | : 0800-97570 (FR) Gratuit |
| FR | : 0825 560 650 - 15ct/min |
| DE | : +49 (0) 1805 010762 |
| | : 14ct./Min. dt. Festnetz |
| | : Mobil max. 42ct./Min |
| UK | : +44 (0) 345 230 1231 |
| ES | : +34 938427589 |
| smartwares | |
| safety & lighting bv | |
| Jules Verneweg 87 | |
| 5015 BH Tilburg | |
| The Netherlands | |
| WWW.SMARTWARES.EU | |



smartwares®

LED
LIGHT incl.



INDOOR AND
OUTDOOR

AI

ALUMINIUM




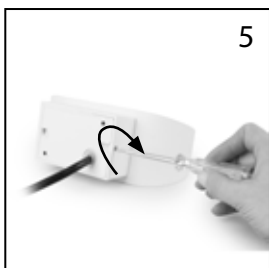



Ana

aluminium LED outdoor light

EN LED outdoor light
DE LED Außenleuchte
PL Oświetlenie zewnętrzne

NL LED buitenverlichting
FR Applique murale extérieure LED
ES Luz exterior LED

GWI-001-HW / 10.027.42



| GWI-001-HW (10.027.42) | |
|------------------------|-------------------|
| POWER | 220-240V~ 50/60Hz |
| LED | Yes, integrated |
| WATTAGE | 9W |
| LUMINOUS FLUX | 560lm |
| COLOUR TEMPERATURE | ±3000 K |
| CRI | >65 |
| SWITCHING CYCLES | 15000 |
| PROTECTION CLASS | IP54 |
| ENERGY CLASS | A |
| LIFETIME | 25.000h |
| DIMMABLE | NO |
| ISOLATION CLASS | I |
| GUARANTEE | 2 years |

